




Referee Cheat Sheet

Rule	Hand Signal
<p>Offsides</p> <p>Build out line (7v7 games only):</p> <ul style="list-style-type: none"> • The build out line will also be used to denote where offside offenses can be called. • Players cannot be penalized for an offside offense between the halfway line and the build out line. • Players can be penalized for an offside <p>Offsides</p> <ul style="list-style-type: none"> • Is closer to the opponents' goal line than both the ball and the second last opponent. • A violation will occur when he/she is in an offside position (previous bullet point) at the same time the ball is being passed forward to him. • You cannot be offside on a throw in or when a player starts in their own half 	 <p>Referee blows whistle and raises his arm straight up reflect the AR's call. Keep arm raised until ball is kicked and touched by another player.</p>
<p>Goal Kick</p> <ul style="list-style-type: none"> • Ball out over goal line, not goal, last touch by an attacker • Ball can be placed anywhere in the 6 yard box • Ball is in play when it leaves the penalty area <p>Build out line (7v7 games only):</p> <ul style="list-style-type: none"> • When the goalkeeper has the ball, either during play from the opponent or from a goal kick, the opposing team must move behind the build out line until the ball is put into play. • Once the opposing team is behind the build out line, the goalkeeper can pass, throw or roll the ball into play (punts and drop kicks are not allowed). • The ball is considered, "in play" when the goalkeeper's intended recipient has received the ball, or the ball has crossed the build out line without being touched by a teammate. The ball is not considered in play the moment that the goalkeeper releases the ball. • Goal kick – the opposing team must also move behind the build out line prior to a goal kick and may only cross the build out line once the ball has left the penalty area and is received by a teammate 	 <p>Referee points to a corner of the goal area from which kick is to be taken.</p>
<p>Throw-In</p> <ul style="list-style-type: none"> • Ball over the sideline • Throw in is placed where the ball went across the sideline 	 <p>Points in direction of attacking team that won the ball. (Which way the ball is going.)</p>

Referee Cheat Sheet

Corner Kick

- Ball out over goal line, not goal, last touch by a defender
- Ball can be placed anywhere in corner arc
- Goal can be scored directly off a corner



Referee points towards corner of the field from which kick is to be taken.

Direct Free Kick

- Generally given for unfair/unsafe contact between opponents
- Careless kick, strike, trip, push, charge, jump, tackle
- Careless attempt to kick, strike, or trip
- Spits, holds, or handles the ball deliberately
- If free kick happens inside the penalty box, the kick will be taken from the pk mark. No other player besides kick taker and goalkeeper can be in the box until ball is kicked. Goalkeeper must stay on goal line.



Referee points in the direction of the kick

In-direct Free Kick

- Generally given for a non-contact infringement between opponents
- By anyone: Dangerous play, impeding opponent, preventing keeper from releasing ball
- By goalkeeper: Takes more than six seconds to release the ball into play from hands, Touches ball a second time with hands after releasing without it touching other player, Deliberately handles ball after receiving it directly from a teammate's throw-in, Deliberately handles ball after a deliberate kick to the goalkeeper from a teammate
- You cannot score off a indirect free kick unless the ball is touched by another player before going across the endline

7v7 Rules:

- If a goalkeeper punts the ball, an indirect free kick should be awarded to the opposing team from the spot of the offense.
- If the punt occurs within the goal area, the indirect free kick should be taken on the goal area line parallel to the goal line at the nearest point to where the infringement occurred.



Referee raises his hand until ball is kicked and touched by another player.

Referee Cheat Sheet

Goal

- Entire ball must cross the goal line in order for the goal to count



Referee points towards the center circle -- the location of the next kickoff -- and moves to the position for the next kick off.

Kickoff

- Ball can either go forward or backward off the kick
- Player on kickoff can only use 1 touch to put the ball into play. They cannot touch the ball again till it is touched by another player
- Referee must blow whistle before kick can be taken